

# UTAH GIANT PUMPKIN GROWERS

## *The Pumpkin Vine*

June/July 2007

VOL III ISSUE II

We hope you all have a great season so far and are on your way to a new personal best pumpkin!

### The UGPG & the AGGC

The UGPG has joined forces with the AGGC to help provide you with Utah Giant Pumpkin data. AGGC is short for Atlantic Giant Genetics Cooperative. The AGGC is a huge data base that keeps track of giant pumpkins statistics. There is a new link on the UGPG web sites main page labeled "Members only". When you click on this link you are transferred to the AGGC site UGPG portion. There you can find data on Giant Pumpkins grown in Utah or weighed at a UGPG weigh off. The data includes weight, grower, parents, Hierarchy tree, progeny, pictures and much more. There aren't too many Utah pumpkins on the site yet but we can add more. And in the future as we grow and add data this will be a great tool for us. This can be valuable information in deciding which seeds to plant in the future. If you'd like to submit a pumpkin to the AGGC from a previous weigh off send or email the information to Gordon Tanner and he will submit the information through the UGPG AGGC co-op agreement. To submit data a pumpkin must be over 500 lbs. Also the AGGC is a genetics cooperative tool not just a place to store data on every pumpkin ever grown.

Individual Level 2 AGGC year memberships, which grant full access to the entire AGGC data base, are available for \$20 per year. Use this link to find out how to join:

<http://www.aggc.org/newmemberspolicy2006.asp>

### PATCH TOUR & LUNCH SATURDAY AUG. 11<sup>Th</sup>.

The 2<sup>nd</sup> annual UGPG patch tour and lunch will be Sat., Aug 11<sup>th</sup>. The final tour route and not set yet. But we will meet at Kevin Card's house at 9 am to start the tour. At that time we will be handing out maps to the rest of the stops on the tour. After the tour is over we will have lunch a BBQ in Gordon's back yard. We guessing lunch will start around 1:30 pm.

Please let Gordon, Ray or Kevin know if you are going to attend. See the attachment for approximate times and maps for the tour stops.

### THE UGPG 2007 WEIGH OFF

The UGPG weigh off will be at Rockin E Country store in Woods Cross on Saturday Oct 7<sup>th</sup>, at Noon. Larry Sagers from the KSL Green House radio show will be our MC again this year. Registration is from 8 am till 11 am.- the earlier the better. Late entries may be disqualified. Judging will be from 11:00 am till Noon. The weigh off will start at officially start at Noon. Other pumpkins maybe weighed earlier if you desire. Please bring your pumpkins already on a pallet. See page 1 for a map.

Rockin E Country Store

1201 West 500 South

Woods Cross, UT 84087

801-299-9990

<http://www.rockinecountrystores.com/>

### OTHER WEIGH OFFS & EVENTS

J&L Garden Center will have its annual weigh off as usual, the last week before Halloween from Oct 23<sup>rd</sup> through Oct 27<sup>th</sup>. J&L always has some nice gift certificates as prizes. Drop off your pumpkin on Tuesday or Wednesday before 5 pm and pick it up on Saturday before 4 pm. J&L Garden Center is located at 620 North 500 West Bountiful UT 84010, 801-292-0421. <http://www.jlgardencenter.com>

A new weigh off will be held this year at the South Ridge Farms in Santaquin Utah on Saturday October 27<sup>th</sup> at 1 pm. Arrive early with your pumpkins. Prizes will be offered. South Ridge Farms is the home of the famous Red Barn and Aggie Ice cream. South Ridge Farms is located at 300 West 900 South Santaquin UT 84655, 801-754-5511 or 1-888-754-5511. <http://www.southridgefarms.com/>

The Youth Garden Center in Moab will be holding its annual Pumpkin Fest on weekend of Oct 27<sup>th</sup>. They would love it if someone could bring down a giant pumpkin to put on display as part of the festivities. The Youth Garden Center teaches Moab area youth the joy and discipline of starting and taking care of their own plants. They grow many different types of plants each year in their gardens next to the High School. Doesn't a warm weekend in late October in Moab sound great! Contact Katie Martin at 435-259-2326 if you are interested in participating.

### KEEPING TRACK?

So how do I keep track of my giants' growth? Enclosed are a couple spread sheet print outs that you can use to track growth. There are two versions, one is daily and one is weekly. Also enclosed is a milestones tracker for your pumpkins by Al Eaton. Remember to make copies first if you are going to keep track of more than one pumpkin. Electronic versions are also available. The growth trackers are MS Excel programs and the milestone program is MS word program. Email Gordon Tanner, [s1tanner@yahoo.com](mailto:s1tanner@yahoo.com) if you'd like one or all of these.

### HEAVY HITTERS CORNER by Drew Papez

"I try to pollinate from 15'-20' out, because I feel the plant beyond the pumpkin contributes little to the size of the fruit. I water everyday to keep consistent moisture in the soil. This helps to thwart the ill effects of heavy rain and the possibility of a huge spike in growth. I fertilize once a week with water soluble fertilizer mixed with fish emulsion and seaweed extracts. I also include water soluble micro nutrients along with Epsom salts. I foliar spray calcium once every 5 days and I also spray this directly on the pumpkin."

"I use heating cables in the spring to warm the soil inside a 4'x 5' cold frame with a ventilating lid. I am on a clay bed and once the roots hit the clay they grow horizontal. So, I have installed drainage tiles underneath the whole garden, spaced 3' apart and running lengthwise, connected to a storm drain. The patch was built on top of the drainage pipes to a depth of 3' with potting soil, leaves, and manure. And I add more every fall. I built a retaining wall around my patch to hold the soil in place, and I feel this helps to warm up the soil in the spring. "

"My organic level is 20 percent and my pH is 7.1, but I concentrate more on the calcium to magnesium ratio. I spread Ironite every spring, along with 100 pounds of agricultural gypsum, and 6 yards of manure for my 800 sq. ft. patch. I also spread granular Merit in the spring to control cucumber beetles and squash bugs. I also add another 100 pounds of gypsum each fall."

"I only pollinate on the main vine and I pinch off all females on secondaries before they open. I try to pollinate 3 on the main and then choose the best one. I cull fruit at 50 pounds, just to make sure the best fruit is in it for the long haul. Usually the second fruit

is the keeper, since the first fruit pollinated has always grown slower for me. This is how I learned to pollinate only the ones that are at least 15' out. I pollinate from June 28<sup>th</sup> to July 5<sup>th</sup>.

"My pumpkins average 400 pounds by August 1<sup>st</sup>, and I have to limit fertilizer after that. I had one split on August 4<sup>th</sup> at 700 pound, pollinated on June 28<sup>th</sup>. Daily measurements are required to be able to tell you whether you need to fertilize or not. At 30-35 pounds a day I fertilize lightly. At 40 pounds per day, I do not fertilize. My 1020 grew 45 pounds a day for 4 consecutive days in 2001. Anything that I have ever had that grew over 50 pounds a day blew-up on me, so I like to see 35 pounds a day as a peak."

"I grow in a Christmas tree style, with no vines behind the stump. I let the first could of secondaries grow to 10'-12', and as the main grows, the secondaries get progressively smaller. At the end of the main, I let the secondaries get to about 2' before I stop all growth on July 20<sup>th</sup>. I let my main grow 25', but I only have about 50 sq. ft. of plant beyond the pumpkins."

"I feel, the plant beyond the pumpkin contributes little to fruit growth, so I keep the plant size in this area to a minimum. I plant seedlings at either end of the garden and let them grow towards each other, allowing each only 400 sq. ft. of area."

Drew Papez lives in St. Catharines, Ontario, Canada near Niagara Falls. He grows 2 plants each year in his small back yard patch. He has grown 4 pumpkins over 1000 pounds in four different year since 2001. His personal best is a 1208.5 pound pumpkin grown in 2006.

## DUES

If you haven't paid your 2007 dues yet please do so. Thanks. You can print out the form on our web site at: <http://www.utahpumpkingrowers.com/> and then send it in to Ray.

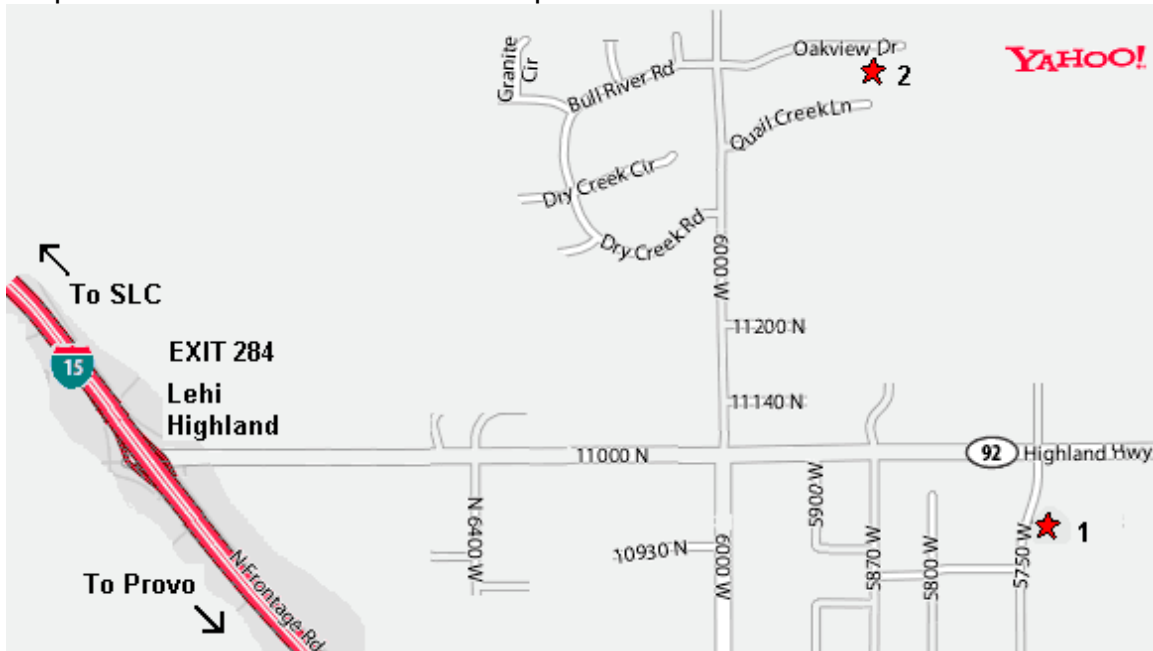


Ron & Dick Wallace from Greene RI with Ron's World Record 1502 lb pumpkin, 2006.

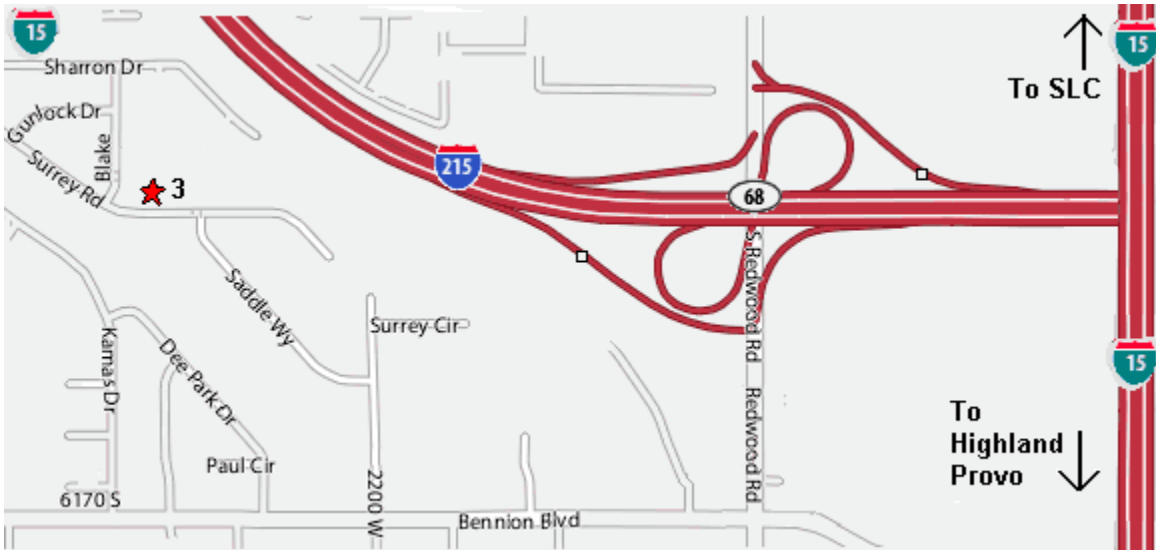
**UTAH GIANT PUMPKIN GROWERS**  
**Second Annual Patch Tour & Lunch**  
**Saturday, August 11<sup>th</sup> 9 am 2007**

**RSVP for lunch** by Aug 5<sup>th</sup> to Ray 295-7019, Gordon 451-5002 or Kevin 756-5711.  
Hope to see you there! (All numbers are 801 area code.)

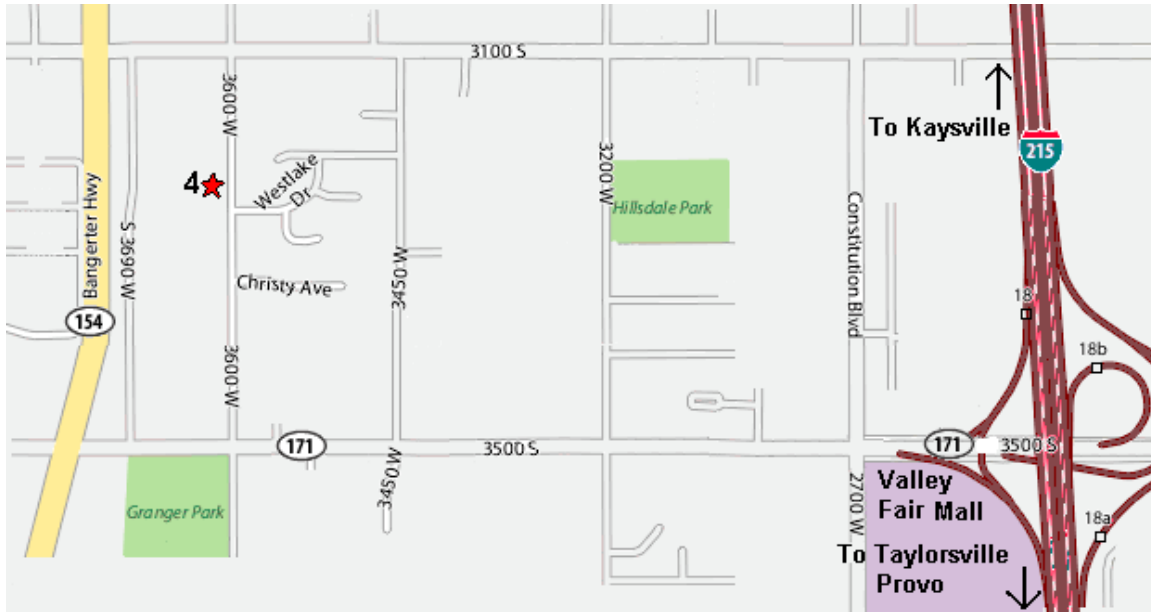
- |  |  |
|--|--|
| <b>1</b> Kevin Card's patch at 9 am.<br>10894 N 5750 W<br>Highland, UT 84003<br>phone 756-5711 | <b>2</b> Neal Westwood's patch about 10:00 am.<br>5887 Oakview Dr<br>Highland UT 84003<br>phone 310-5000 |
|--|--|



- 3** Andrew Israelsen's patch at about 11:00 am.  
2422 W Surrey Rd  
Taylorsville UT 84118 -phone 966-1070



- Randy Tousley's patch at about 11:45 am.  
3244 S 3600 West  
West Valley City UT 84119  
phone 598-7012



- Gordon Tanner's patch at about 12:45 pm  
1393 S 750 East  
Kaysville UT 84037  
phone 451-5002



Lunch provided by UGPG at Gordon Tanner's house at about 1:15 pm.

## FEEDING SCHEDULE

Below is the feeding schedule taken from How to Grow Giant Pumpkins III by Don Langevin. Just remember that no one knows the one and only perfect way to grow a giant pumpkin. There are many different thoughts and ideas on how to grow them. Many growers don't believe in applying any chemical fertilizers. Always remember good seed, good soil and good work. We can all obtain good seeds fairly easily. Good work or hard work is the time and effort that we put into our plants. Good soil is the key thing that most growers lack. Add lots of organic matter is the secret here. But if your soil isn't as good as it could be then the following schedule could be useful to you.

<b>Week 1-a</b>	xx- <b>XX</b> -xx and Seaweed	Soil Drench-1
Week 2	xx- <b>XX</b> -xx and Seaweed	Soil Drench
Week 3	xx- <b>XX</b> -xx and Seaweed	Soil Drench
Week 4	xx- <b>XX</b> -xx and Seaweed	Soil Drench
<b>Week 5-b</b>	<b>XX</b> -xx-xx, Fish and Seaweed	Soil Drench/Broadcast & Foliar Spray-2
Week 6	<b>XX</b> -xx-xx, Fish and Seaweed	Soil Drench/Broadcast & Foliar Spray
Week 7	<b>XX</b> -xx-xx, Fish and Seaweed	Soil Drench/Broadcast & Foliar Spray
Week 8	<b>XX</b> -xx-xx, Fish and Seaweed	Soil Drench/Broadcast & Foliar Spray
<b>Week 9-c</b>	<b>xx-xx-xx</b> , Fish and Seaweed	Soil Drench/Broadcast & Foliar Spray-3
Week 10	<b>xx-xx-xx</b> , Fish and Seaweed	Soil Drench/Broadcast & Foliar Spray
Week 11	<b>xx-xx-xx</b> , Fish and Seaweed	Soil Drench/Broadcast & Foliar Spray
Week 12	<b>xx-xx-xx</b> , Fish and Seaweed	Soil Drench/Broadcast & Foliar Spray
Week 13	<b>xx-xx-xx</b> , Fish and Seaweed	Soil Drench/Broadcast & Foliar Spray
Week 14	<b>xx-xx-xx</b> , Fish and Seaweed	Soil Drench/Broadcast & Foliar Spray
Week 15	<b>xx-xx-xx</b> , Fish and Seaweed	Soil Drench/Broadcast & Foliar Spray
<b>Week 16-d</b>	xx-xx- <b>XX</b> , Fish and Seaweed	Soil Drench/Broadcast & Foliar Spray-4
Week 17	xx-xx- <b>XX</b> , Fish and Seaweed	Soil Drench/Broadcast & Foliar Spray
Week 18	xx-xx- <b>XX</b> , Fish and Seaweed	Soil Drench/Broadcast & Foliar Spray
Week 19	xx-xx- <b>XX</b> , Fish and Seaweed	Soil Drench/Broadcast & Foliar Spray
<b>Week 20-22-e</b>	Seaweed Only	Foliar Spray

a- Week 1 would typically start on May 1<sup>st</sup>-7<sup>th</sup>.

b- Week 6 would typically start on May 29<sup>th</sup>-June 4<sup>th</sup>

c- Week 9 would typically start on June 26<sup>th</sup>-July 3<sup>rd</sup>.

d- Week 16 would typically start on Aug 21<sup>st</sup>-Aug 27<sup>th</sup>.

e- Week 20 would typically start on Sep 18<sup>th</sup>-Sep 25<sup>th</sup>.

- 1- Soil drench- is done by completely dissolving plantfood in water and applying from the base of the plant and extending 3 ft out. As plants grow a larger area will be fed and more plantfood will be used. xx-**XX**-xx plantfoods contain higher levels of Phosphorous (P) like EnP (10-50-10) and MiracleGro (15-30-15)
- 2- Drench or Broadcast & Foliar Spray- Shift from high (P) plantfoods to high Nitrogen (N) formulations, **XX**-xx-xx. (16-0-0) and Urea (48-0-0) are good choices. Use as a drench or per package instructions. Granules should be watered in after broadcasting. Use liquid Fish emulsion as a drench and begin using liquid seaweed as both a foliar spray and a drench at package recommendations.
- 3- Transition from high (N) to a balanced formulation, **xx-xx-xx**, such as granular (10,10,10), (16-16-16) or Peters soluble (20-20-20). Broadcast granules at a rate of ½ pound per 100 sq. ft. or apply water solubles as a drench.
- 4- This is the push toward harvest. Higher Potassium (K) formulations should now be used, xx-xx- **XX**. Muriate of Potash (0-0-60), Potassium Nitrate (14-0-46) and Peters (15-11-29) are good choices. Broadcast granules at ½ pound per 100 sq ft. Used Fish and Seaweed as both a foliar and as a drench.

## COMPETITION PUMPKIN GROWTH CHART

YEAR: \_\_\_\_\_

PARENTS: \_\_\_\_\_ DATE SET: \_\_\_\_\_

GROWER: \_\_\_\_\_

FINAL WT: \_\_\_\_\_

FINAL SIZE: Circ: \_\_\_\_\_ s-s: \_\_\_\_\_ f-b: \_\_\_\_\_ OTT: \_\_\_\_\_

SHAPE: \_\_\_\_\_ COLOR: \_\_\_\_\_

L: NIGHT LOW TEMP - H: DAY HIGH TEMP - C: DAYS CLOUDY or MOSTLY CLOUDY  
R: RAINFALL - W: WINDY

Jul	Circ.	s-s	f-b	OTT	est lbs.	+ lbs.	L	H	C	R	W	COMMENTS
1												
2												
3												
4												
5												
6												
7												
8												
9												
10												
11												
12												
13												
14												
15												
16												
17												
18												
19												
20												
21												
22												
23												
24												
25												
26												
27												
28												
29												
30												
31												



# COMPETITION PUMPKIN GROWTH CHART

## August

Aug	Circ.	s-s	f-b	OTT	est lbs.	+ lbs.	L	H	C	R	W	COMMENTS
1												
2												
3												
4												
5												
6												
7												
8												
9												
10												
11												
12												
13												
14												
15												
16												
17												
18												
19												
20												
21												
22												
23												
24												
25												
26												
27												
28												
29												
30												
31												

**COMPETITION PUMPKIN GROWTH CHART**  
**Sept./Oct.**

Sep	Circ.	s-s	f-b	OTT	est lbs.	+ lbs.	L	H	C	R	W	COMMENTS
1												
2												
3												
4												
5												
6												
7												
8												
9												
10												
11												
12												
13												
14												
15												
16												
17												
18												
19												
20												
21												
22												
23												
24												
25												
26												
27												
28												
29												
30												
Oct	Circ.	s-s	f-b	OTT	est lbs.	+ lbs.	L	H	C	R	W	COMMENTS
1												
2												
3												
4												
5												
6												
7												
8												
9												
10												
11												
12												
13												

## WEEKLY COMPETITION PUMPKIN GROWTH CHART

YEAR: \_\_\_\_\_

PARENTS: \_\_\_\_\_ DATE SET: \_\_\_\_\_

GROWER: \_\_\_\_\_

FINAL WT: \_\_\_\_\_

FINAL SIZE: Circ: \_\_\_\_\_ s-s: \_\_\_\_\_ f-b: \_\_\_\_\_ OTT: \_\_\_\_\_

SHAPE: \_\_\_\_\_ COLOR: \_\_\_\_\_

DATE	Circ.	s-s	f-b	OTT	est lbs.	+ lbs.	COMMENTS
30Jun							
7Jul							
14Jul							
21Jul							
28Jul							
4Aug							
11Aug							
18Aug							
25Aug							
1Sep							
8Sep							
15Sep							
22Sep							
29Sep							
6Oct							
13Oct							

## COMPETITION PUMPKIN GROWTH CHART EXAMPLE

YEAR: 2004

PARENTS: 782.5 Stucker X open      DATE SET: 2 July

GROWER: Gordon Tanner

FINAL WT: 671 lbs

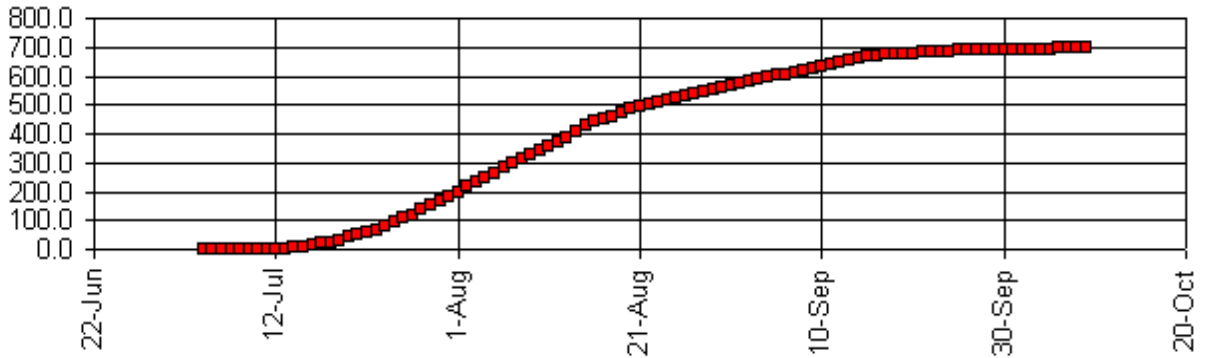
FINAL SIZE: Circ: 146.25   s-s: 86.5   f-b: 93.5   OTT: 326.25

SHAPE: Round      Color: Dark Orange

L: NIGHT LOW TEMP - H: DAY HIGH TEMP - C: DAYS CLOUDY or MOSTLY CLOUDY  
R: RAINFALL - W: WINDY

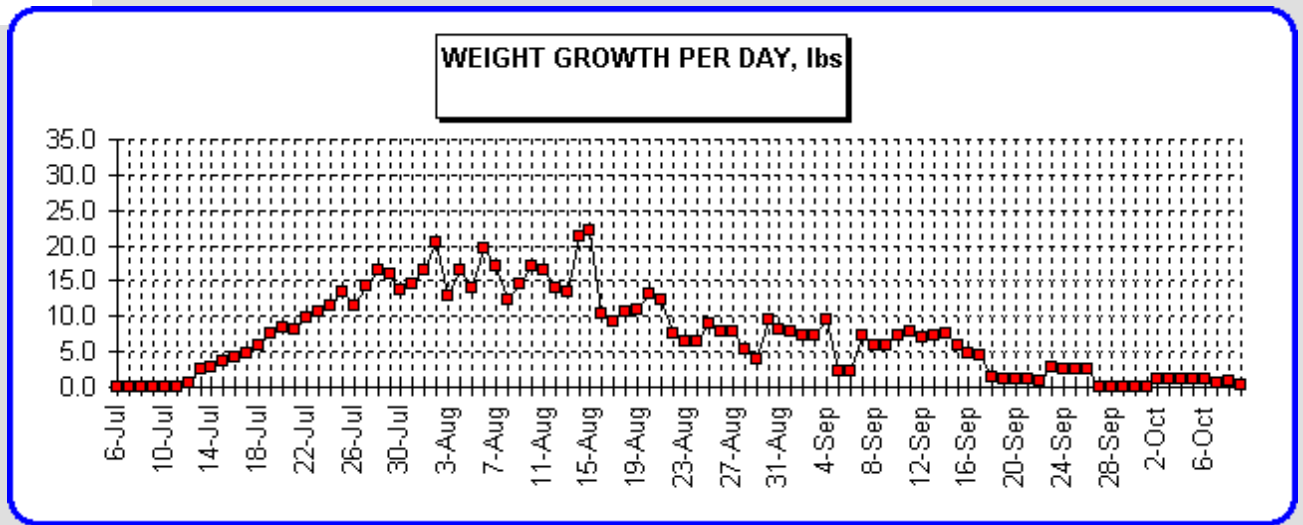
DATE	Circ.(in)	f-b(in)	s-s(in)	OTT(in)	est lbs.	+ lbs.	COMMENTS
1-Jul				0.0	0.0		started 23 Apr
2-Jul				0.0	0.0	0.0	Day 0      transplanted 4 May
3-Jul				0.0	0.0	0.0	Set 2 July
4-Jul				0.0	0.0	0.0	
5-Jul				0.0	0.0	0.0	
6-Jul				0.0	0.0	0.0	
7-Jul				0.0	0.0	0.0	day 5
8-Jul				0.0	0.0	0.0	
9-Jul				0.0	0.0	0.0	
10-Jul				0.0	0.0	0.0	
11-Jul				0.0	0.0	0.0	
12-Jul	16.5	10.5	10.5	37.5	0.5	0.5	day 10
13-Jul	20.5	13.5	13.5	47.5	3.1	2.6	
14-Jul	24.5	16.5	16.0	57.0	6.0	2.9	
15-Jul	28.5	19.5	19.0	67.0	9.7	3.6	
16-Jul	32.5	22.5	22.0	77.0	14.0	4.3	
17-Jul	36.5	25.0	25.0	86.5	18.8	4.8	day 15
18-Jul	40.5	28.0	28.0	96.5	24.8	6.0	
19-Jul	44.5	31.5	31.0	107.0	32.2	7.4	
20-Jul	48.5	34.5	34.0	117.0	40.5	8.3	* FIRST ACTUAL MEASUREMENT
21-Jul	52.5	36.5	36.5	125.5	48.6	8.0	
22-Jul	56.8	39.0	39.0	134.8	58.5	9.9	day 20
23-Jul	61.0	41.0	41.5	143.5	69.0	10.6	*Actual Measurements
24-Jul	64.5	43.5	44.0	152.0	80.5	11.5	
25-Jul	68.5	46.0	46.5	161.0	94.0	13.5	*
26-Jul	72.0	48.0	48.0	168.0	105.5	11.5	
27-Jul	75.0	50.0	51.0	176.0	119.8	14.3	*day 25
28-Jul	78.5	53.0	53.0	184.5	136.4	16.6	*
29-Jul	82.0	54.5	55.5	192.0	152.3	15.9	*
30-Jul				198.0	166.0	13.6	
31-Jul	87.0	58.0	59.0	204.0	180.4	14.5	*

**TOTAL GROWTH IN WEIGHT, lbs.**



DATE	Circ.(in)	f-b(in)	s-s(in)	OTT(in)	est lbs.	+ lbs.	COMMENTS
1-Aug	90.0	60.0	60.5	210.5	197.1	16.6	*day 30
2-Aug	93.5	61.5	63.0	218.0	217.5	20.5	*
3-Aug	95.5	63.0	64.0	222.5	230.5	13.0	*
4-Aug	98.5	64.0	65.5	228.0	247.0	16.5	*
5-Aug	99.5	67.0	66.0	232.5	261.2	14.1	*
6-Aug	103.0	67.0	68.5	238.5	280.9	19.7	*day 35
7-Aug	106.0	67.5	70.0	243.5	298.0	17.2	*
8-Aug	107.0	69.0	71.0	247.0	310.5	12.4	*
9-Aug	108.5	70.0	72.5	251.0	325.1	14.7	*
10-Aug			255.5	255.5	342.2	17.0	
11-Aug	113.3	71.5	75.0	259.8	358.9	16.7	*day 40
12-Aug			263.3	263.3	373.0	14.1	
13-Aug	115.5	73.5	77.5	266.5	386.4	13.5	*
14-Aug			271.5	271.5	407.8	21.3	
15-Aug	121.0	76.0	79.5	276.5	429.9	22.1	*
16-Aug			278.8	278.8	440.2	10.2	day 45
17-Aug	122.5	77.3	81.0	280.8	449.4	9.2	*
18-Aug			283.0	283.0	459.9	10.5	
19-Aug			285.3	285.3	470.9	10.9	
20-Aug	126.5	79.0	82.5	288.0	484.0	13.1	*
21-Aug	127.3	79.3	84.0	290.5	496.3	12.3	*day 50
22-Aug			292.0	292.0	503.8	7.5	
23-Aug			293.3	293.3	510.1	6.3	
24-Aug	129.5	80.0	85.0	294.5	516.5	6.4	*
25-Aug			296.3	296.3	525.5	9.0	
26-Aug			297.8	297.8	533.3	7.8	*day 55
27-Aug	131.5	80.8	87.0	299.3	541.1	7.9	
28-Aug			300.3	300.3	546.4	5.3	
29-Aug	132.5	81.5	87.0	301.0	550.4	4.0	*

30-Aug			302.8	302.8	559.8	9.4	
31-Aug	134.5	81.8	88.0	304.3	568.0	8.1	*day 60



362.0

DATE	Circ.(in)	f-b(in)	s-s(in)	OTT(in)	est lbs.	+ lbs.	COMMENTS
1-Sep			305.7	305.7	575.9	7.9	
2-Sep			307.0	307.0	583.1	7.2	
3-Sep			308.3	308.3	590.4	7.3	
4-Sep	137.0	83.3	89.8	310.0	599.9	9.6	*
5-Sep			310.4	310.4	602.1	2.2	day 65
6-Sep	137.0	83.5	90.3	310.8	604.2	2.1	*
7-Sep			312.0	312.0	611.3	7.1	
8-Sep			313.0	313.0	617.1	5.8	
9-Sep			314.0	314.0	622.9	5.8	
10-Sep	139.5	84.3	91.5	315.3	630.2	7.3	*day 70
11-Sep			316.6	316.6	638.1	7.9	
12-Sep			317.8	317.8	645.2	7.1	
13-Sep			319.0	319.0	652.4	7.2	
14-Sep	142.0	84.8	93.5	320.3	659.9	7.5	*
15-Sep			321.2	321.2	665.7	5.8	day 75
16-Sep			322.0	322.0	670.5	4.9	
17-Sep	144.0	85.3	93.5	322.8	675.1	4.6	*
18-Sep			323.0	323.0	676.7	1.5	
19-Sep			323.2	323.2	677.9	1.2	
20-Sep			323.4	323.4	679.1	1.2	day 80
21-Sep			323.6	323.6	680.4	1.2	
22-Sep	144.5	85.8	93.5	323.8	681.3	0.9	*
23-Sep			323.8	323.8	681.3	2.9	
8-Oct	146.0	86.5	92.5	323.8	681.3	0.9	*Day 98
9-Oct			323.8	323.8	681.3	0.0	Weigh Off Day- 671 lbs !

## PUMPKIN MILESTONES

<u>Event</u>	<u>Al Eaton #s</u>	<u>GT 2004 #s</u>	<u>GT 2005 #s</u>	<u>GT 2006 #s</u>	<u>My #s</u>	<u>Diff./ comments</u>
seed started	1-May	23-Apr	24-Apr			
breaking through	4-May	27-Apr	27-Apr			
first true leaf showing	7-May	30-Apr	30-Apr			
Transplanted	10-May	3-May	7-May			
5 true leaves showing	20-May	14-May	14-May			
1 foot vine	2-Jun	26-May	25-May			
4 foot vine	11-Jun	4-Jun	3-Jun			
6 foot vine	16-Jun	10-Jun	10-Jun			
first male blossom open	23-Jun	18-Jun	22-Jun			
first female blossom open	1-Jul	22-Jun	24-Jun	24-Jun		
15" circumference	10-Jul	29-Jun	10-Jul			
30"	15-Jul	4-Jul	15-Jul			
50"	21-Jul	10-Jul	20-Jul	9-Jul		
70"	26-Jul	22-Jul	24-Jul			
90"	31-Jul	28-Jul	30-Jul			
110"	11-Aug	3-Aug	5-Aug	20-Jul		
120"	16-Aug	6-Aug	9-Aug			
130"	25-Aug	11-Aug	15-Aug	28-Jul		

The dates above are Al Eatons averages over a 15 year period, including 2003. The dates were recorded for Whichever plant or fruit happened to reach each step first.

The growth rate is therefore not for an average plant but the average for superior plants over 15 seasons Also added are Gordon Tanners numbers for 2004 - 2006.

This long, term average smoothes out the annual weather fluctuations and tells a grower what is superior.

The way to use this table is to write down your dates and in the column of differences. This will tell you a story even if development is different than these records from eastern Ontario, Canada or Northern Utah. I use the table every year because I want to know if my plants are growing superior

It also helps when making decisions about water and fertilizer applications. Give it a try.

Al Eaton

**Utah Giant Pumpkin Growers 3rd Annual Weigh off**  
**at**  
**Rockin E Country Store, 1201 West 500 South, Woods Cross, UT 84087**

**2007 UGPG Official Weigh Off Entry Form**

This contest is open only to UGPG members. There at no charge to enter. UGPG Membership is \$20.00 per calendar. Membership includes free entry to this weigh-off.

Growers Name (please print) \_\_\_\_\_

Are you a Current Member? \_\_\_\_\_ (only signature required at bottom of form)

or New joining Member? \_\_\_\_\_ (please fill out rest of form)

New membership is \$20.00    Cash    or    Check    # \_\_\_\_\_

Mailing Address: \_\_\_\_\_

City \_\_\_\_\_ State \_\_\_\_\_ Zip \_\_\_\_\_

Email \_\_\_\_\_

Home Phone \_\_\_\_\_ Other Phone \_\_\_\_\_

**The Rules & Regulations**

- 1.) "The entry" must be a Cucurbita sp. specimen that was grown by the exhibitor (person signing this document).
- 2.) Entry is limited to one specimen per grower. Please be honest.
- 3.) Minimum weight for an entry is 100 lbs.
- 4.) Additional specimens are welcome, but are ineligible for prizes.
- 5.) Heaviest sound entry wins.
- 6.) A Pumpkin will be defined as 50% or more orange, red, yellow, cream or a combination thereof.
- 7.) A Squash will be defined as more than 50% green, gray, blue or a combination thereof.
- 8.) The entry will be sound without significant soft spots, cracks, or holes through to the cavity. Any material used to seal a breach must be removed for inspection. Judges will probe cracks to determine soundness. Refusal to submit to inspection will result in disqualification. The judge's rulings are final.
- 9.) The entry must be clean & free of dirt or chemical residues. The vine must be trimmed within one inch of the stem. No foreign material may be included with the entry on the scale.
- 10.) The three Judges are; three club/grower representatives.
- 11.) Any attempt to coerce or influence a judge is grounds for disqualification at the discretion of the UGPG executive board.
- 12.) If a judge has a fruit entered and should the entry require a Judges ruling, then the entered Judge will be replaced by another grower until after the final decision is made.
- 13.) Registration begins at 8:00 AM. All entries must be on the ground staged for inspection by 11:00 AM. Entries shall arrive on a pallet. All entries will remain on display at Rockin E until approximately 3:00 PM.
- 14.) Neither Rockin E nor the UGPG will be responsible for any damages caused to any person(s) or specimen(s) at this event.
- 15.) Exhibitor must be present to win, unless other arrangements have been made prior to the weigh off.
- 16.) By signing this form the applicant agrees to the above rules & regulations.

**Prizes have not yet been finalized, but will be similar to last year prizes and a minimum prize of \$20 will go to each grower on an official entry.**

Signature \_\_\_\_\_ 13 Oct 2007

-----  
This Section to be completed by the Judges at the weigh off

Pumpkin \_\_\_\_ Squash \_\_\_\_ Sound \_\_\_\_ Damaged \_\_\_\_

Circ. \_\_\_\_ f-b \_\_\_\_ s-s \_\_\_\_ OTT \_\_\_\_ Est. wt. \_\_\_\_ Act. wt. \_\_\_\_

\_\_\_\_\_  
Est. Rank \_\_\_\_\_



**UTAH GIANT PUMPKIN GROWERS 2007 WEIGH OFF**  
**SATURDAY OCT 13<sup>th</sup>**  
AT THE  
**Rockin E Country Store**  
**1201 West 500 South**  
**Woods Cross, UT 84087 801-299-9990**

**Registration is from 8 am till 11 am.**

**Judging is from 11 am till noon.**

**Weigh off starts at Noon. If desired, extra pumpkins may be weighed early.**

**All entries will stay on display at Rocking E until 3 pm**

**We are looking for registration desk and lifting crew help at the weigh off. Please contact Ray Tolman 295-7019 or Gordon Tanner 451-5002 if you can help.**



**UTAH GIANT PUMPKIN GROWERS**  
**1393 S 750 E**  
**KAYSVILLE, UT 84037**