



The Pumpkin Vine

March 2011

IN THIS ISSUE

- P1** Pumpkin Season Again
- P1** Seed Distribution
- P1** Membership Dues
- P2** Annual Patch Tour
- P2** Weigh Off 2011
- P2** Seminars
- P2** Seed Auction
- P3** Ordering
- P3** Growing a Giant Pumpkin
- P4** Top 10 Heavy Hitters
- P5** Map
- P6** Top 25 Growers
- P8** Hats and Shirts
- P8** Contact Info

It's Pumpkin Season Again

by Andrew Israelsen

Once again it is time to shake off the snow and cold of the departing winter and start thinking about the upcoming pumpkin season. The coming year brings with it new hopes and new dreams of that giant orange (sometimes yellow, salmon, or even white) orb growing in your

pumpkin patch. Whatever your personal goals may be, I hope you have a fun and memorable time growing your pumpkins this year. Our goal as an organization is to help each of you do the very best you can and to introduce others to the great hobby of growing giant pumpkins.

Seed Distribution

The UGPG seed distribution will include seeds from the area's top growers and some others. You must be a current member to receive the seeds. If you haven't renewed for 2011, please do so. If you come to one of our seminars you can pick up your seed packet there. After the seminars, we will be sending out the seed packets to those who have not already received them. Please share your seeds from last year's pumpkins with the group. We are looking for 80-90 packages of seeds. Send your seeds to Matt McConkie at 4023 Lilac Lane, Mountain Green, Utah, 84050. Remember to include the seed cross. Thanks to all who share their seeds.

2011 MEMBERSHIP DUES

UGPG membership is the calendar year from January 1st to December 31st. So it is time to renew if you haven't done so already. Membership is \$20. This gets you in the annual seed give away and into most UGPG activities during the year, including free entry into the weigh off. Your membership needs to be postmarked by March 24th for you to be eligible for our seed distribution this year. If you signed up last fall and did not bring a pumpkin to the weigh off then you are OK for 2011. If you are not sure if you are signed up or not, give Matt McConkie a call.

6th Annual Patch Tour

Our annual patch tour will be sometime in August. If you would like to have your patch included on the tour, please let us know.



Weigh Off 2011

This year we had a vote to decide the date of the weigh off. It was a close vote but the decision was to hold the weigh off on Saturday, September 24th. Registration will be from 8:00 am until 11:00 am and the weigh off will begin at noon. More details to come as the date gets closer.

Upcoming Seminars

Come join us for our spring "How to Grow" seminars. We have two seminars planned for this year. The first is March 26th at the Wetland Discovery Point classroom. The address is 676 South 50 West, Kaysville. (*Please see page 5 for map.*) The seminar will start at 10:30 am and will last for approximately two hours. Cost is free. The first hour will be dedicated to beginning/intermediate growers. The second hour will be for advanced growers and all those who are interested in learning the latest techniques for growing that monster pumpkin. The directions are as follows:

Coming from the South

Take I-15 or Legacy Hwy North to Highway 89
Highway 89 exit West (left) onto Shepard Lane
Turn North (right) onto Frontage Rd.

Coming from the North

Take I-15 to 200 North Kaysville
Turn south (right) onto Main Street
Veer right onto 50 West

There is parking on the side of the road leading to the building and a gravel parking lot along the access road by the gate.

The second seminar will be held at Thanksgiving Point on April 16th at 1:00 pm and will be for all levels of pumpkin enthusiasts. The address is 3003 N. Thanksgiving Way, Lehi, and we will be in the basement classroom. The cost for this class is \$5.00 and we hope to have several bags of fertilizer to give away to offset the cost. Be sure to invite all your neighbors and friends who would be interested in growing a big pumpkin.

UGPG Seed Auction

We are planning another seed auction on BigPumpkins.com on March 26th at 6:00 pm. We have a lot of seeds and I think there will be some good deals available for those who participate. Remember that Matt McConkie's State record came from a seed that he purchased from our auction last year, so take advantage of this auction.



Ordering Soil Amendments and Fertilizers

The club will be ordering the following soil amendments in bulk this year:

Biogrow Endo Plus (Mycorrhizae) \$7.50 per pound - sold in 5 pound bags
Seeweed Powder \$9.50 per pound - sold in 2 pound bags

If you would like to order these amendments through our organization, please email Andrew Israelsen at aisraelsen1@gmail.com or call at 801-966-1070.

Growing a Giant Pumpkin: Getting Started

Soil Preparation

Prepare the soil by raking out large rocks, clumps of sod, or wood. Till in 2 to 6 inches



of compost, aged manure, composted yard waste, peat moss, leaf mold, or rotted straw. Till in some ammonium sulphate (nitrogen)

with the organic material to help with the decomposition process. Do a soil test in the fall to determine the pH. Contact your local extension agent for soil testing information. The pH should be between 6.5 to 7.0. If the pH is low (below 6.0) add limestone at the rate of 50 lbs per 1000 sq. feet. If you live in Utah chances are your soil pH will be above 7.0 in which case you should add sulphur at the rate of 25 lbs per 1000 sq. ft. Prior to planting, spread a balanced organic or commercial fertilizer (25 lbs. of 20-20-20 or 16-16-16 per 1000 square feet) and till it in the soil. Add Ironite at the rate of 2 lbs per 1000 sq. ft. two weeks before planting. Most of the nutrients the plant gets are in the top 6 to 8 inches.

Starting Seeds









You can plant your seeds the last part of April or first part of May. File the edges of the seeds from top to bottom, completely around the seed case. Select a good quality potting mixture and place the potting soil in half gallon plastic nursery pots. Place the seed in the middle of the pot with the point of the seed down and $\frac{1}{2}$ inch of potting soil over the tip. A commercial propagation heat mat may be used or place them in a warm consistent environment at 80 to 90 degrees. Seed pots may be placed over a hot water tank, in an oven with the light on, above a mantle near a stove or fire place, or in a cooler chest with hot water bottles. Change the hot water bottles 3 times a day. Room temperature (65-70) may cause slow germination or no germination at all.



Germination will take place between 3 to 7 days. As soon as the seed leaf appears place the pot in the direct sun or under a light source. Place a piece of 4 by 4 clear plastic over the prepared pumpkin site to warm the soil prior to planting.

Utah's All-Time Top 10 Heavy Hitters

To be considered a heavy hitter, you must have weighed in a minimum of 5 pumpkins at UGPG (or other) weigh-offs and the pumpkins must have been grown in the State of Utah. The weights of the grower's top 5 pumpkins are averaged together. Pumpkins must weigh a minimum of 300lbs to qualify.

1.	Gordon Tanner	Average Weight – 955				
	1054.5 (2008)	963.5 (2006)	932.5 (2005)	920.5 (2005)	906 (2004)	
2.	Andrew Israelsen	Average Weight – 901				
	1097.5 (2010)	948 (2007)	919 (2009)	893.5 (2008)	647 (2004)	
3.	Kenny Blair	Average Weight – 889				
	1104 (2006)	988 (2007)	969.5 (2008)	752 (2003)	633 (2000)	
4.	Brent Wolfley	Average Weight – 771				
	877 (2009)	803.5 (2010)	737 (2005)	731 (2007)	706.5 (2009)	
5.	Bruce Orchard	Average Weight – 619				
	777.5 (2001)	620.5 (1997)	591 (2002)	588 (1999)	518 (1997)	
6.	Kevin Card	Average Weight – 613				
	650 (2006)	628 (2008)	620 (2007)	599(2006)	568 (2000)	
7.	David Bradley	Average Weight – 590				
	702 (2010)	583 (2009)	574 (2010)	572.5 (2009)	517 (2008)	
8.	Dori Perry	Average Weight – 564				
	774.5(2010)	719 (2010)	524 (2009)	484 (2009)	319 (2009)	

9. Ray Tolman Average Weight – 551



635.5 (2006) 605 (2008) 581 (1999) 503 (2001) 428 (1993)

10. Randy Tousley Average Weight – 531



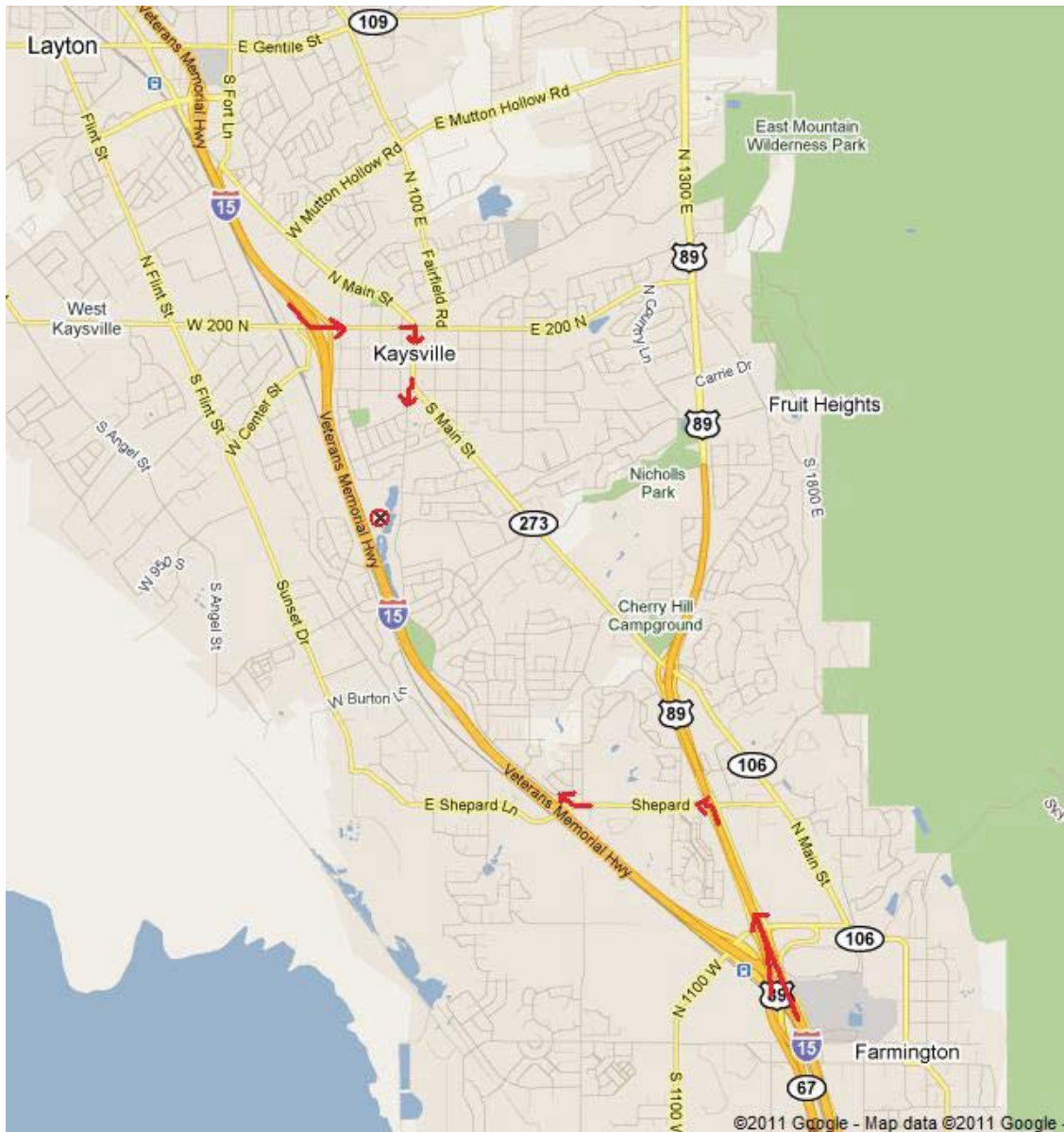
697.5 (2007) 497 (2006) 494.5 (2007) 490 (2006) 474 (2006)

Red – Utah State Record

Blue – Weighoff Winner - Non-Record

Other heavy hitters: Chris Miller, David Latour, Matt Isom, Joe Chapman, Rick Carlson & Scott Nelson













Map to Wetland Discovery Point






Utah's Top 25 Growers

All growers are ranked by the weight of their top pumpkin ever grown in the State of Utah.

Rank	Photo	Grower	Top Weight	Year	Hometown	Site
1		Matt McConkie	1169	2010	Mountain Green	Thanksgiving Point
2		Kenny Blair	1104	2006	Bountiful	Rockin E Country Store
3		Andrew Israelsen	1097.5	2010	Taylorsville	Thanksgiving Point
4		Gordon Tanner	1054.5	2008	Kaysville	Rockin E Country Store
5		Tyler Quigley	886	2010	Mountain Green	Thanksgiving Point
6		Brent Wolfley	877	2009	Layton	Thanksgiving Point
7		Russ Haslam	855	2008	South Jordan	Rockin E Country Store
8		Lee Perry	819.5	2010	Vernal	Basin Nursery
9		Ross Bowman	782	2007	Brigham City	Rockin E Country Store
10		Bruce Orchard	777.5	2001	Bountiful	Thanksgiving Point

11		Dori Perry	774.5	2010	Vernal	Thanksgiving Point
12		Kyle Fox	742	2009	Pleasant Grove	Thanksgiving Point
13		David Bradley	702	2010	Salt Lake City	Thanksgiving Point
14		Randy Tousley	697.5	2007	West Valley City	Rockin E Country Store
15		Joe Chapman	655	2008	West Jordan	Rockin E Country Store
16		Jim Larkins	651	2008	Salt Lake City	Rockin E Country Store
17		Kevin Card	650	2006	Highland	Rockin E Country Store
18		Mike Kuslan	643	2007	West Valley City	Rockin E Country Store
19		Ray Tolman	635.5	2006	Bountiful	Rockin E Country Store
20		Dana Clark	632	2009	North Salt Lake	Thanksgiving Point
21		Marion Bushman	627	2007	Salt Lake City	Rockin E Country Store
22		David Latour	606	2006	Pleasant Grove	Rockin E Country Store

23		Mohamed Sadiq	593	2010	Washington Terrace	Thanksgiving Point
24		Chris Miller	588	2010	Salt Lake City	Thanksgiving Point
25		Mitch Eiting	578.5	2007	Bountiful	Rockin E Country Store

Hats and Shirts

We have hats and shirts available with the club's new logo. You can check out the new logo on our website www.utahpumpkingrowers.com in the merchandise section. We are selling them at the following prices:

Short Sleeved Shirts: \$16.00

Long Sleeved Shirts: \$18.00

Hats: \$22.00

Contact Kyle Fox at 801-319-9926 to order your hats and shirts.

Please contact us if you have questions:

President

Andrew Israelsen

801-966-1070

801-706-1622 cell

aisraelsen@comcast.net

VP Weigh Off Coordinator

Kyle Fox

801-796-3666

801-319-9926 cell

kylefox1@gmail.com

VP Sponsorships Coordinator

Tyler Quigley

801-808-2100

tylerquigley@gmail.com

Treasurer/Membership Coordinator

Matt McConkie

801-458-3383

isellutah@gmail.com